



Step 1-

Print out and color your plushie sheet.

Step 2-

Cut out both copies of your plushie.




Step 3-

Glue around the edges (tape or staples work too). Be sure to leave the top open.

Step 4-

Fill plushie with stuffing, tissue, or paper and close the top with glue.



along the way